


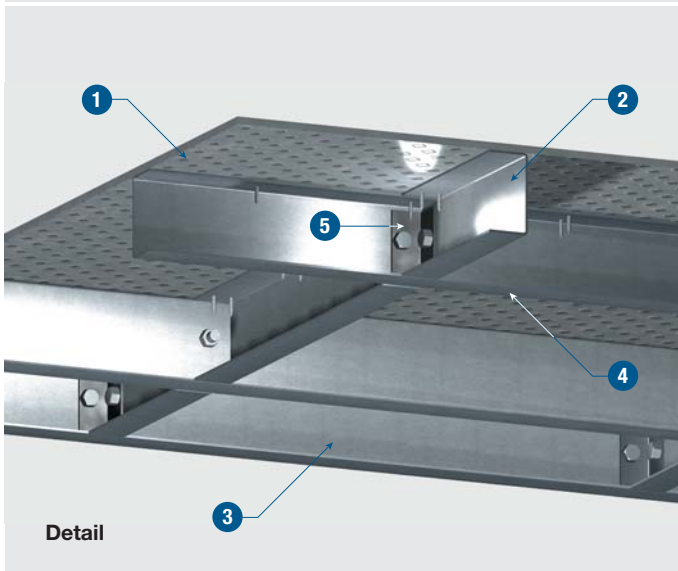
PS

14



Installation Method

Integrity only.



Detail

PROMATECT®-S ceilings provide horizontal barriers against fire tested and approved in accordance with the relevant criteria of BS 476: Part 22.

PROMATECT®-S ceiling systems provide horizontal fire rated barriers which are resistant to fire from above or below. Their high strength permits light loads such as maintenance foot traffic.

The system design will depend on the performance requirements but normally comprises PROMATECT®-S boards secured to a framework of steel tees, angles or channels.

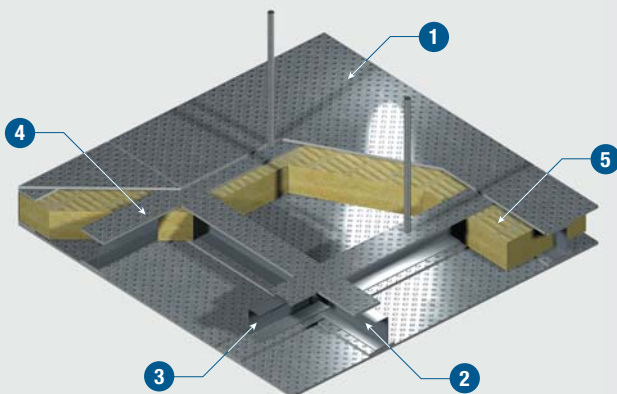
The systems are highly resistant to impact and provide excellent resistance to high pressure hose streams during fire. They can be used in any situation where a horizontal barrier is required.

TECHNICAL DATA

- 1 PROMATECT®-S, 6mm or 9.5mm depending on required fire resistance
- 2 Steel framing, usually comprising of 50mm x 100mm x 50mm x 3mm thick channels located at 1.2m centres or at every board to board joint. This may vary depending on the size and performance requirements of the system
- 3 Steel channel tracks
- 4 Transverse framing members comprising of steel channel 50mm x 100mm x 50mm x 3mm thick located at 250mm centres or at every board to board joint
- 5 Mineral wool, thickness and density in accordance with fire resistance performance requirements

PS

14S

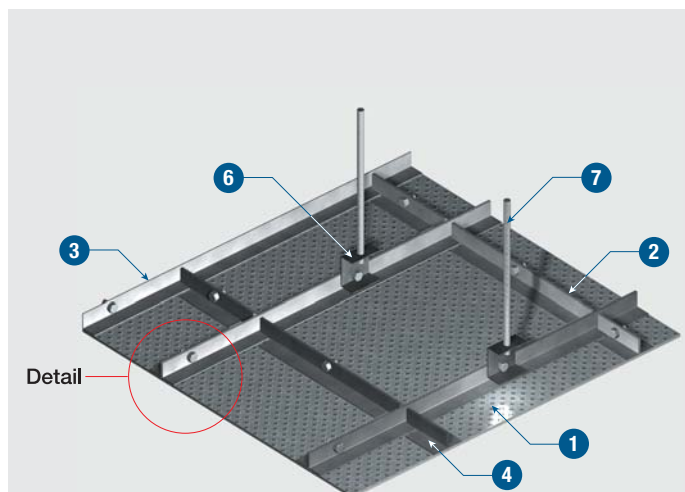


Installation Method 1

Integrity and insulation.

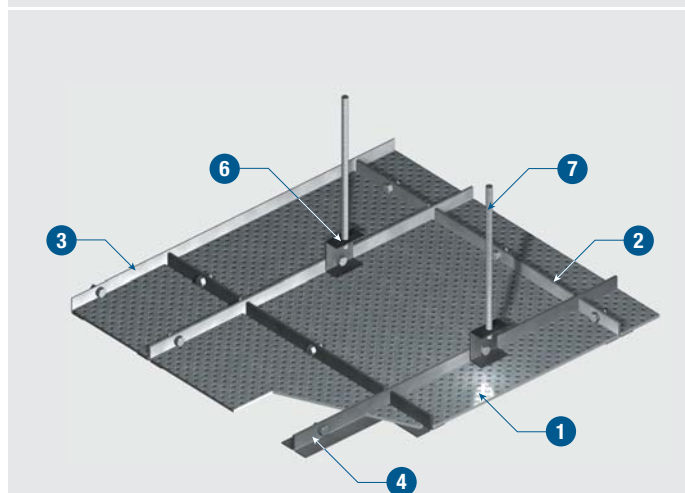
TECHNICAL DATA

- 1 PROMATECT®-S, 6 or 9.5mm depending on required fire-resistance
- 2 Steel framing, usually comprising of 50mm x 100mm x 50mm x 3mm thick channels located at 1.2m centres or at every board to board joint. This may vary depending on the size and performance requirements of the system
- 3 Transverse framing members comprising of steel channel 50mm x 100mm x 50mm x 3mm thick located at 250mm centres or at every board to board joint
- 4 PROMATECT®-S fillets 75mm wide. Thickness and number required depend on the fire resistance of the system
- 5 Mineral wool, thickness and density in accordance with fire resistance performance requirements



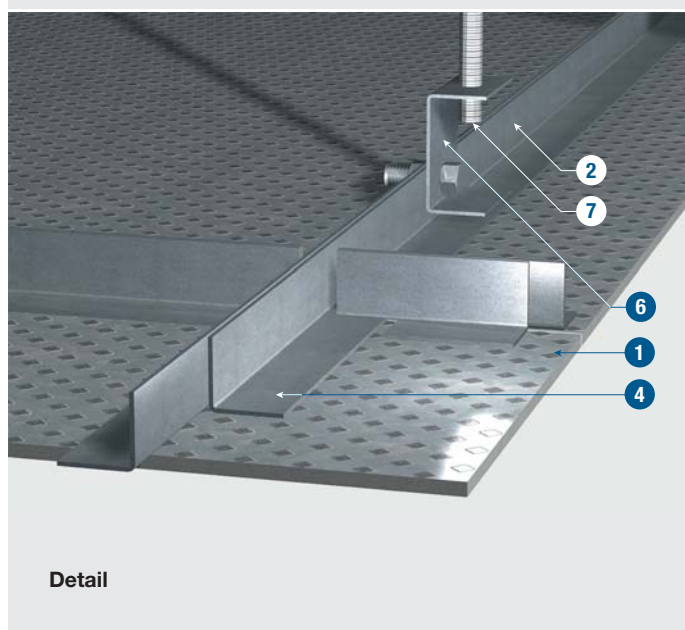
Installation Method 2

Integrity only.



Installation Method 3

Integrity only.



Detail

PROMATECT®-S ceilings can also be fabricated using angles in lieu of channels. The angles are bolted or welded back to back to form a T-section.

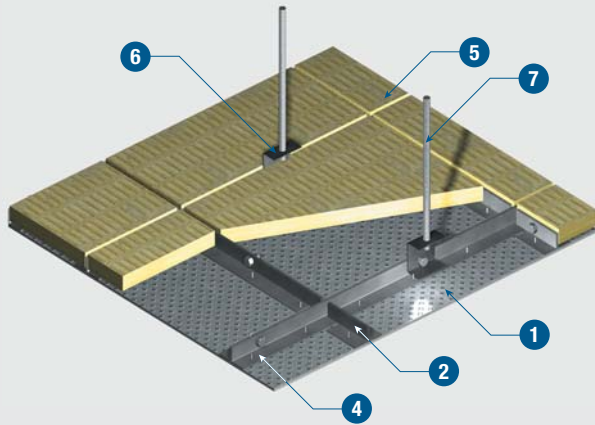
PROMATECT®-S boards can be laid on top of the T-sections, or alternatively, be secured to the underside of the framing.

Single-skin systems offer a loadbearing fire integrity only barrier. The loadbearing capacity will depend on the ceiling span and load. To increase the insulation performance, mineral wool slabs are simply laid over the ceiling.

The system is ideal as a dividing barrier between building services and corridors, or for the formation of smoke plenums.

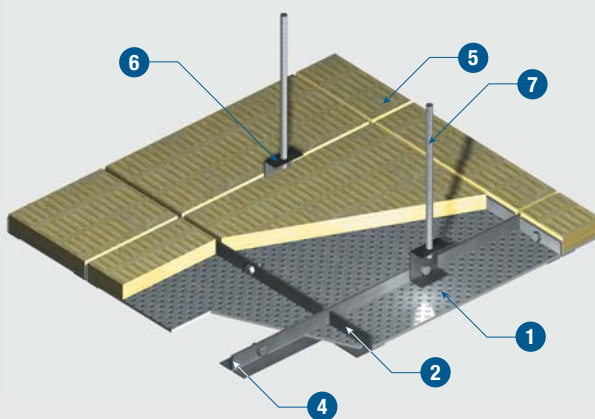
TECHNICAL DATA

- 1 PROMATECT®-S, 6 or 9.5mm depending on required fire-resistance
- 2 Steel framing, usually comprising of 50mm x 50mm x 3mm thick angles, bolted or welded back to back to form a T-section. The sections are located at 1.2m centres or at every board to board joint. This may vary depending on the size and performance requirements of the system
- 3 Steel angle tracks anchored to the wall substrate at nominal 500mm centres, using a non combustible fixing
- 4 Transverse framing members comprising of steel angles 50mm x 50mm x 3mm thick bolted or welded back to back. These are located at 250mm centres or at every board to board joint. They are secured to the main runners
- 5 Mineral wool, thickness and density in accordance with fire resistance performance requirements
- 6 Steel channels, 50mm x 100mm x 30mm x 3mm thick bolted or welded to the main runner to support hanger rods
- 7 Hanger rods, diameter depending on the fire resistance level of the system



Installation Method 4

Integrity and insulation.



Installation Method 5

Integrity and insulation.

PROMATECT®-S ceilings can also be fabricated using angles in lieu of channels. The angles are bolted or welded back to back to form a T-section.

PROMATECT®-S boards can be laid on top of the T-sections, or alternatively, be secured to the underside of the framing.

Single-skin systems offer a loadbearing fire integrity only barrier. The loadbearing capacity will depend on the ceiling span and load. To increase the insulation performance, mineral wool slabs are simply laid over the ceiling.

The system is ideal as a dividing barrier between building services and corridors, or for the formation of smoke plenums.

TECHNICAL DATA

- 1 PROMATECT®-S, 6 or 9.5mm depending on required fire-resistance
- 2 Steel framing, usually comprising of 50mm x 50mm x 3mm thick angles, bolted or welded back to back to form a T-section. The sections are located at 1.2m centres or at every board to board joint. This may vary depending on the size and performance requirements of the system
- 3 Steel angle tracks anchored to the wall substrate at nominal 500mm centres, using a non combustible fixing
- 4 Transverse framing members comprising of steel angles 50mm x 50mm x 3mm thick bolted or welded back to back. These are located at 250mm centres or at every board to board joint. They are secured to the main runners
- 5 Mineral wool, thickness and density in accordance with fire resistance performance requirements
- 6 Steel channels, 50mm x 100mm x 30mm x 3mm thick bolted or welded to the main runner to support hanger rods
- 7 Hanger rods, diameter depending on the fire resistance level of the system